

JOINT VIENNA INSTITUTE

Participant Survey Results 2012-2013

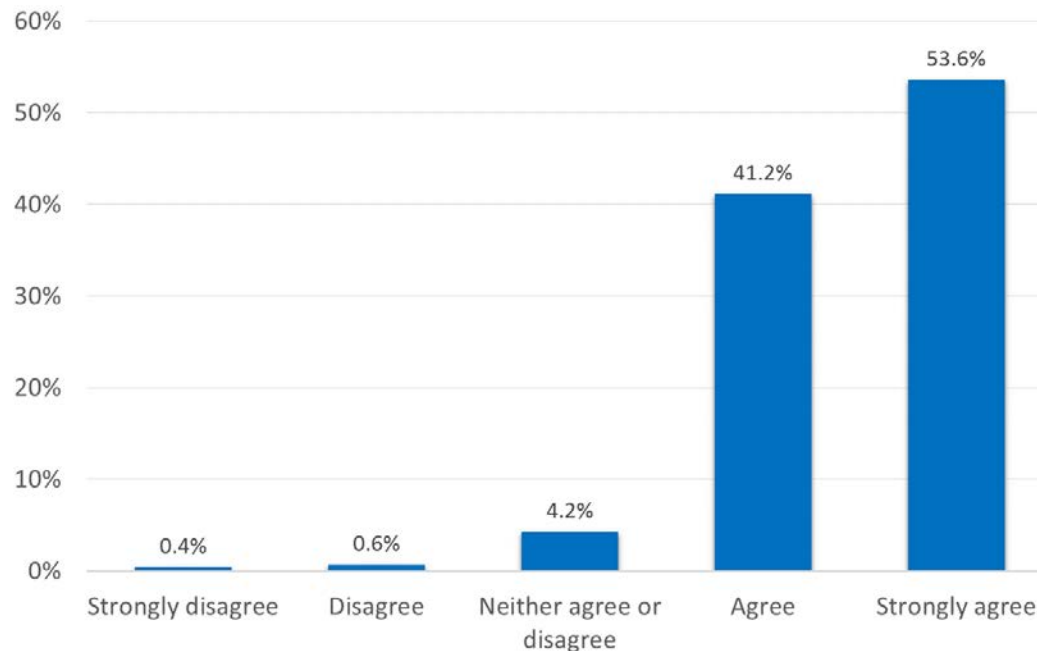
Joint Vienna Institute
April, 2014

Alumni Survey in 2014

- Survey sent to alumni who participated in JVI courses in 2012-13:
 - 1086 responses to the Alumni survey (3500 survey invitations sent)
- Results of the Alumni survey:
 - 43% of respondents were from central banks, and 22% from ministries of finance, 9% from ministries of economy
 - 60% of respondents were at expert/official level, 27% at supervisory level, and 4% were high-level officials
 - Two thirds of respondents attended other training courses related to economic issues outside the JVI in the past 5 years

How Effective is JVI Training?

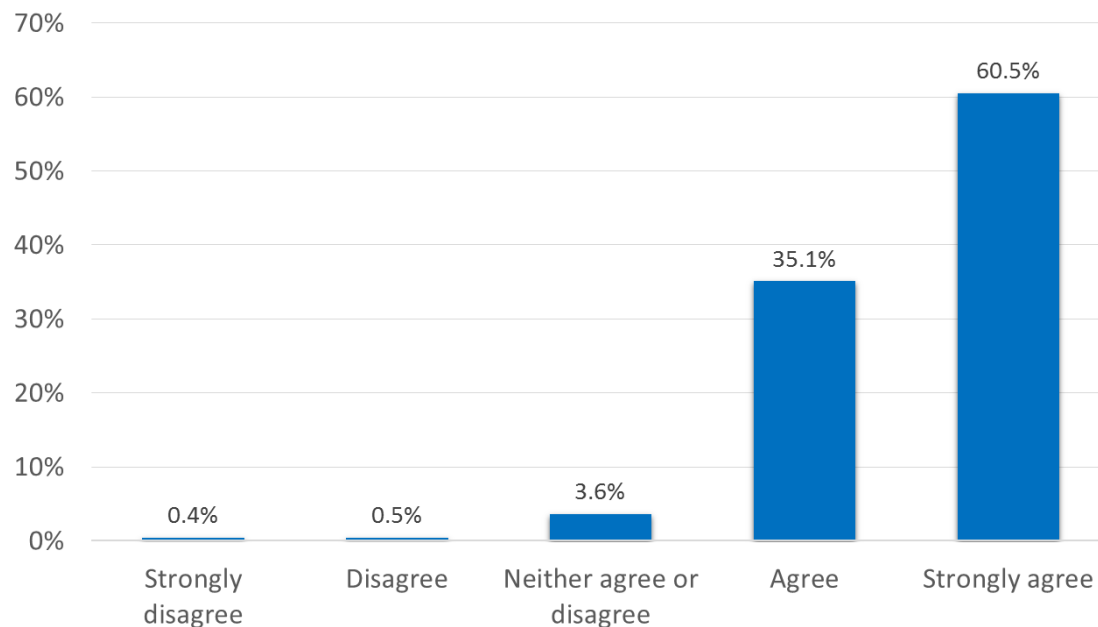
“The knowledge and skills learned during the course(s) at the Joint Vienna Institute are helpful for my current job”



Note: Respondents were asked to evaluate the statement on a scale from 1 (Strongly disagree) to 5 (Strongly agree). The figure shows the share of responses in per cent to total number of responses.

How Effective is JVI Training?

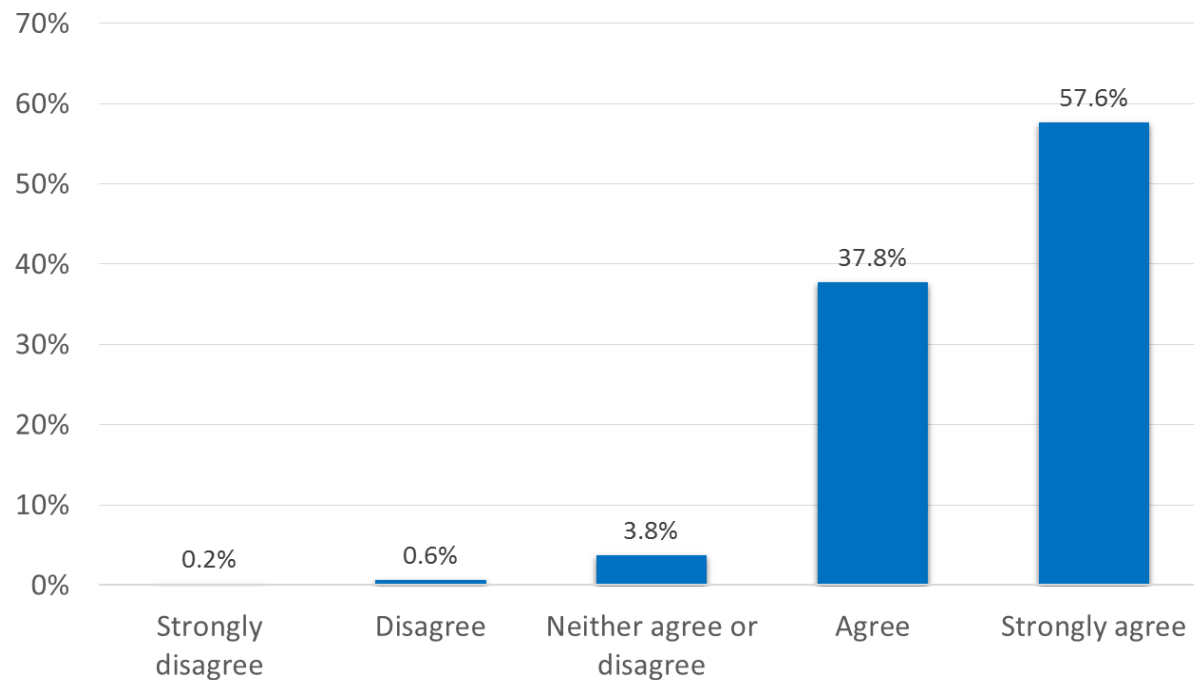
“The knowledge and skills learned during the course(s) are helpful for my professional development”



Note: Respondents were asked to evaluate the statement on a scale from 1 (Strongly disagree) to 5 (Strongly agree). The figure shows the share of responses in per cent to total number of responses.

How Effective is JVI Training?

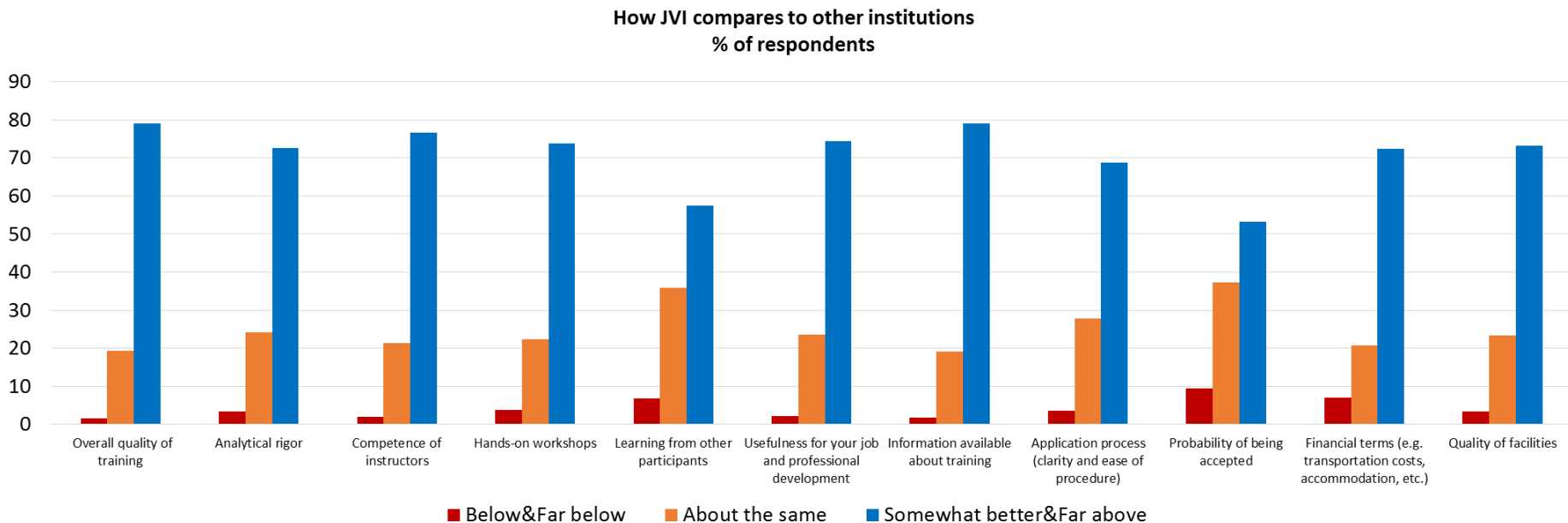
“Overall, JVI training met my expectations”



Note: Respondents were asked to evaluate the statement on a scale from 1 (Strongly disagree) to 5 (Strongly agree). The figure shows the share of responses in per cent to total number of responses.

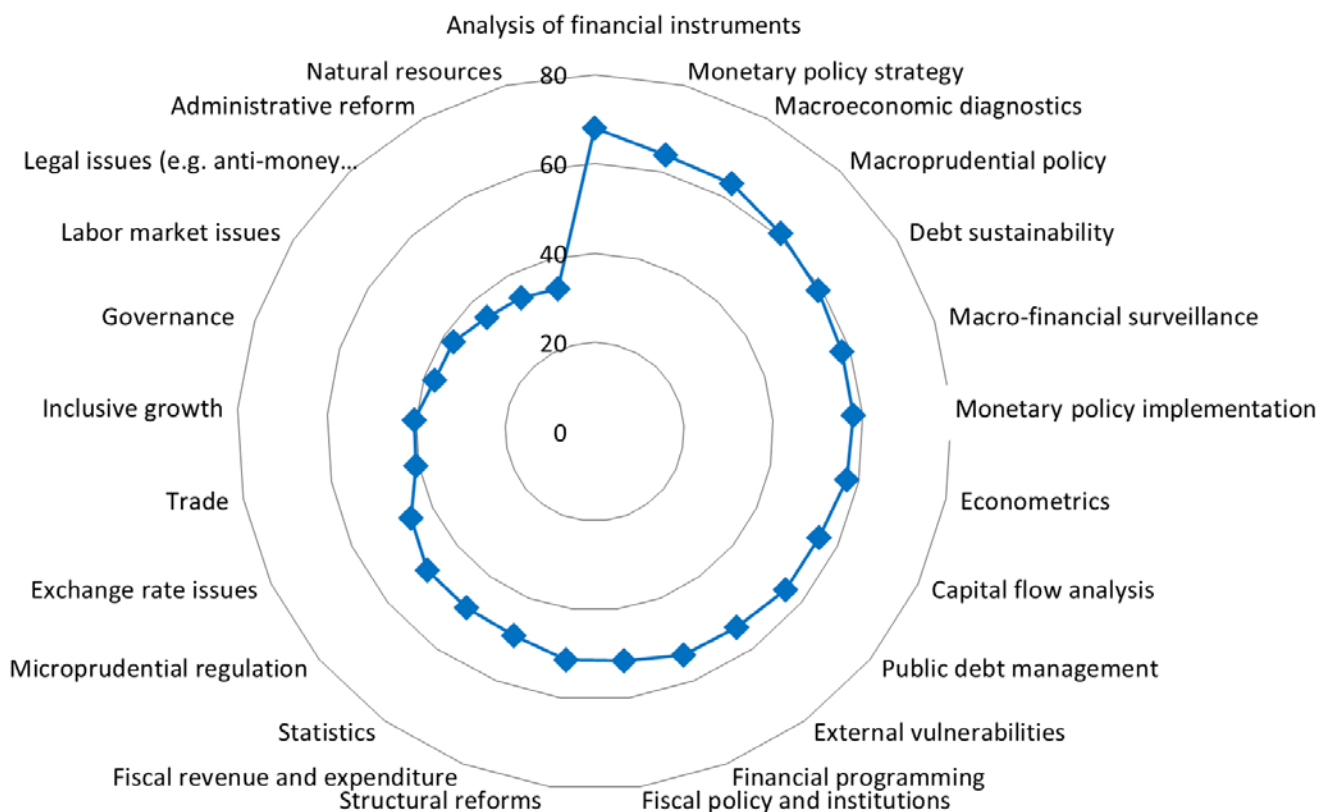
How the JVI Compares with Other Training Providers?

“Please rate - on a scale from 1 to 5 - how the JVI compares with other training providers in the following areas. Please rate each of the following aspects”



Note: Respondents were asked to evaluate each aspect on a scale from 1 (Far below) to 5 (Far above). For presentation purposes, categories “Far below” and “Below” were summed up, as well as “Somewhat better” and “Far above”. The figure shows the share of responses in per cent to total number of respondents. The answer “Do not know” was excluded from the total number of responses, and the shares were rescaled accordingly.

Which Courses Should be Offered More?



Note: The figure shows the share of answers with scores 4 and 5 (on a scale of 1 to 5) to the question: "Please indicate topics on which you would like to see more training being offered." The answer "Do not know" was excluded from the total number of responses, and the shares were rescaled accordingly.

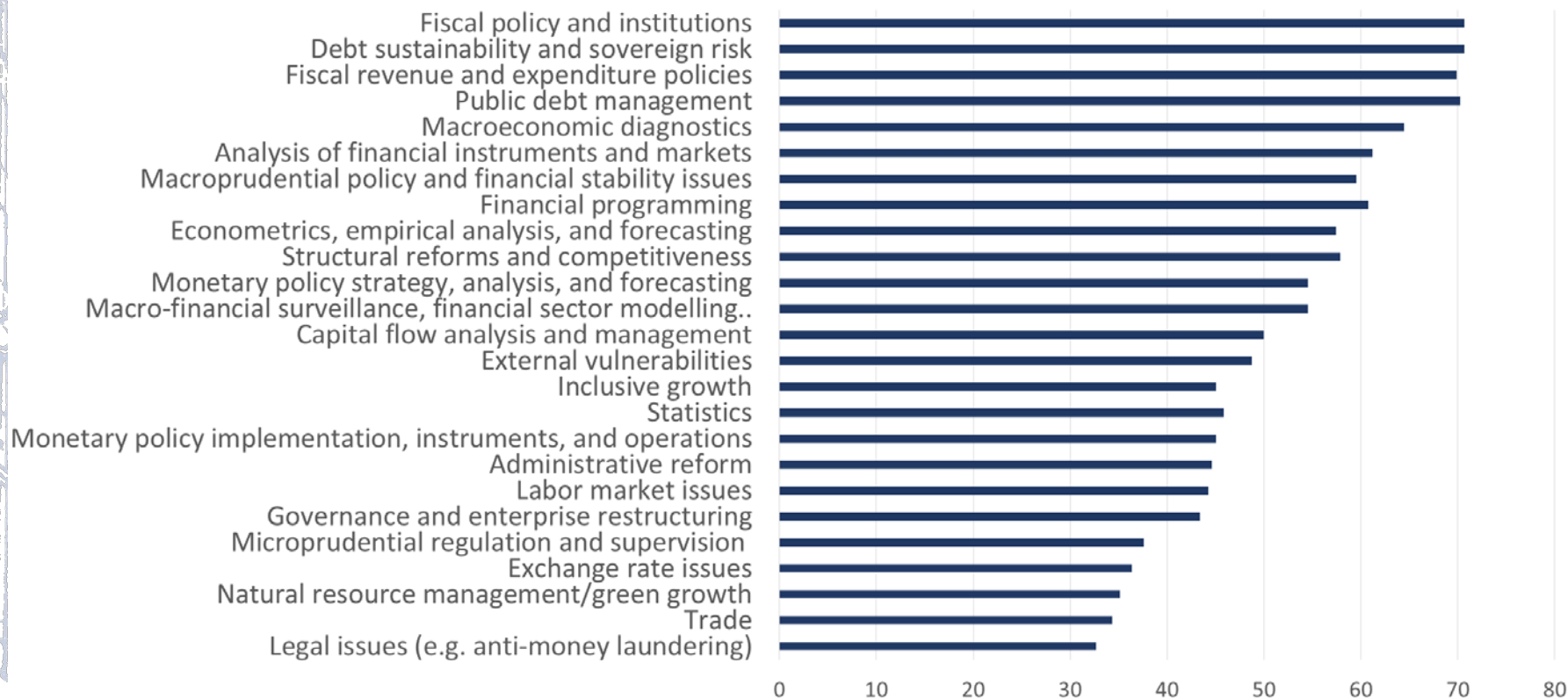
Which Courses Should be Offered More?

Central Bankers' view...



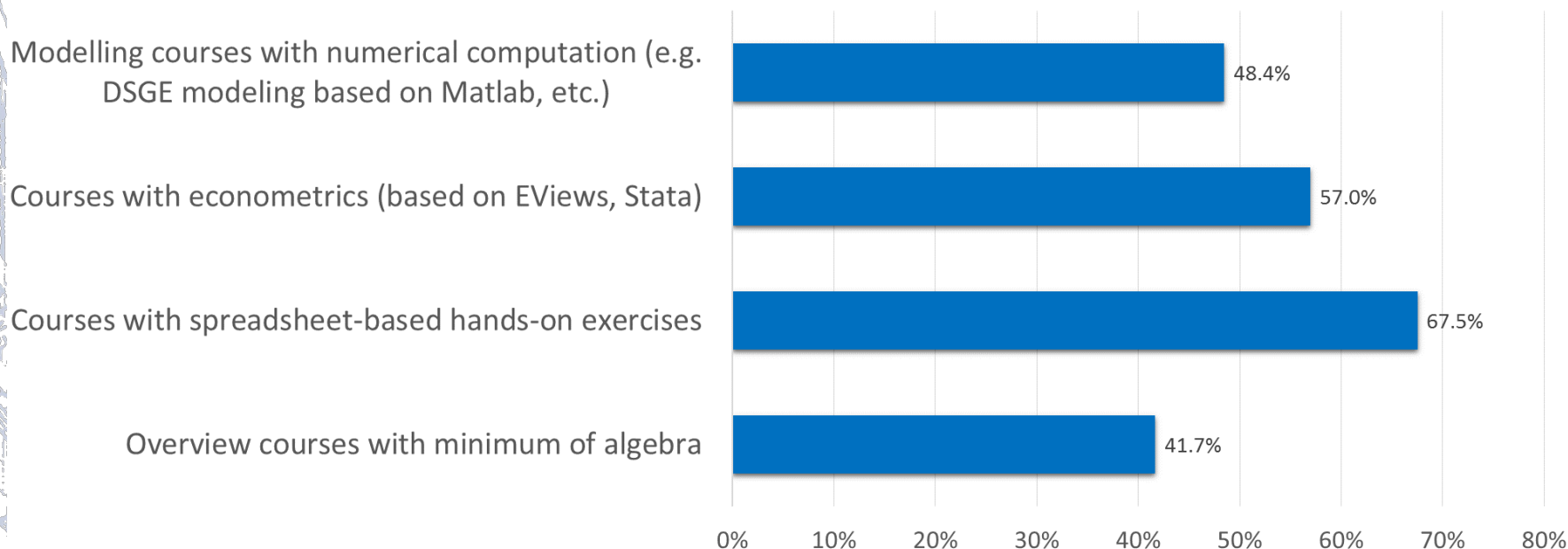
Note: The figure shows the share of answers with scores 4 and 5 (on a scale of 1 to 5) to the question: "Please indicate topics on which you would like to see more training being offered." The answer "Do not know" was excluded from the total number of responses, and the shares were rescaled accordingly.

Which Courses Should be Offered More? Ministries of Finance...



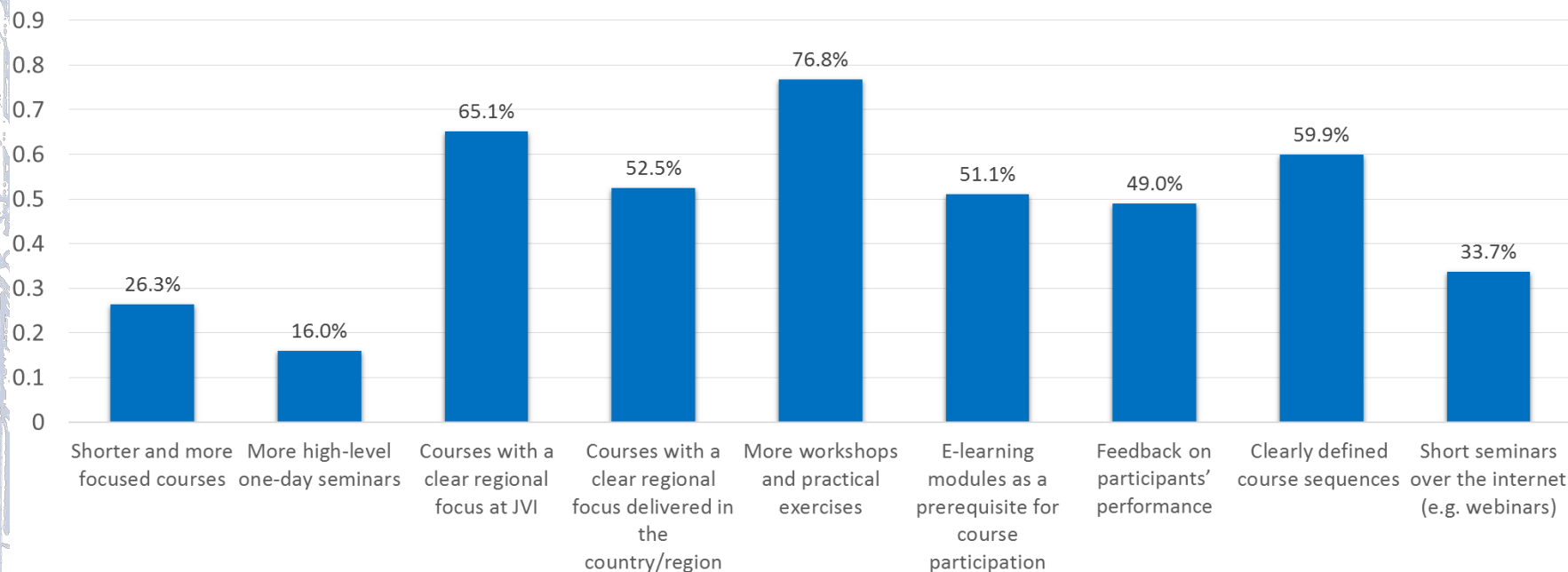
Note: The figure shows the share of answers with scores 4 and 5 (on a scale of 1 to 5) to the question: "Please indicate topics on which you would like to see more training being offered." The answer "Do not know" was excluded from the total number of responses, and the shares were rescaled accordingly.

Which Technical Level is Most Preferable?



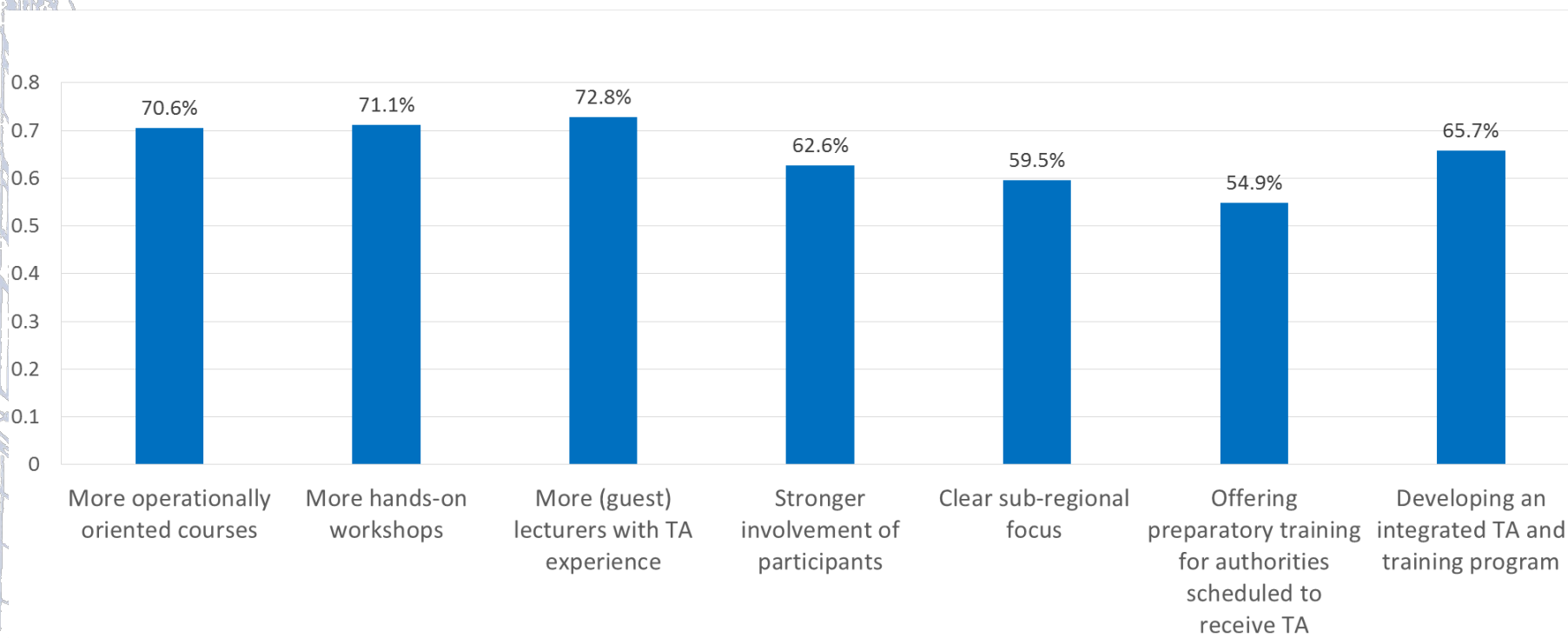
Note: Respondents were asked to evaluate each aspect on a scale from 1 (Least important) to 5 (Most important). The figure shows the share of answers with scores 4 and 5 (on a scale of 1 to 5). The answer "Do not know" was excluded from the total number of responses, and the shares were rescaled accordingly.

How to Strengthen the Impact of JVI Training?




Note: Respondents were asked to evaluate each option on a scale from 1 (Least important) to 5 (Most important). The figure shows the share of answers with scores 4 and 5 (on a scale of 1 to 5). The answer "Do not know" was excluded from the total number of responses, and the shares were rescaled accordingly.

How to Strengthen the Link Between Training and Technical Assistance?



Note: Respondents were asked to evaluate each option on a scale from 1 (Least important) to 5 (Most important). The figure shows the share of answers with scores 4 and 5 (on a scale of 1 to 5). The answer "Do not know" was excluded from the total number of responses, and the shares were rescaled accordingly.

Additional Comments / Suggestions

- 
- A faint, light blue line drawing on the left side of the slide. It depicts a multi-story building with many windows. In the foreground, there are several stylized human figures, some standing and some walking, suggesting a crowd or a group of people.
- Mostly mirror findings of previous questions
 - Suggested new courses including
 - Risk management, credit risk assessment
 - Pension reform
 - Project management, etc.
 - Information availability and selection process
 - More detailed information about courses (incl. technical level)
 - Including a program/contents
 - Early availability of course materials, readings
 - Designing training modules/e-learning modules
 - Feedback on participants' performance